



Autobalancing thermostatic radiator valve AutoSar



Description

AUTOSAR is a valve having two functions: flow limiter and thermostatic (TRV). AutoSar incorporate an internal pressure regulator that maintains constant differential pressure allowing for a constant flow.

Flow control is achieved by rotating the embedded tool that displays the 12 debit positions, allowing to be as close as possible to the desired flow rate value.

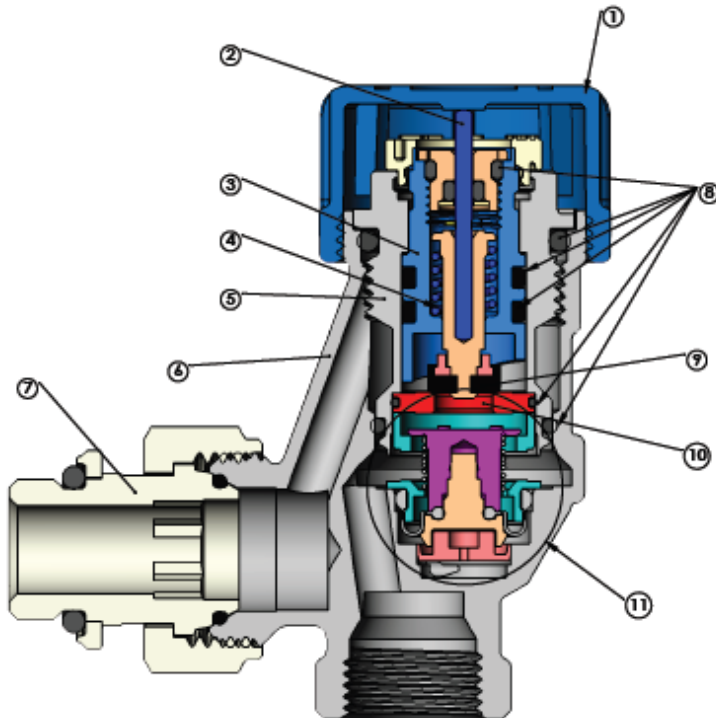
Versions

Functions	Réglage du débit Limiteur de débit
Head connection	M30x1.5
Pipe connection	Threaded female or male thanks to an adaptator
Radiator connection	Double sealing : 3/8", 1/2",
Flow rate	8 to 115l/h at BP2

Avantages

- EN215
- Better regulation of ambient temperature
- Increase comfort for user
- Limit calculation : no calculation of Kv
- Fast installation
 - 1 product of r2 functions
 - Double sealing
- Silent

Conception



1. Protective cap: Recycled Plastic
2. Stem: Stainless steel
3. Lantern subset
4. Spring 4Kg: stainless steel
5. Cap: brass
6. Body: Brass hot forged, nickel
7. Socket / nut with 2 O-rings
8. O-rings: Ethylene polypropylene, resistant to antifreeze
9. Anti-sticking Valve disc and EPDM o'ring
10. Seat
11. Speed limiter

Applications

For standard hot-water heating applications, within the following ratings:

- Maximum pressure of use: 10 bar
- Minimal temperature of use: 2°C
- Maximum temperature of use: 95° C
- Minimal differential pressure : 0.1 bar
- Maximum differential pressure : 0.6 bar
-

To avoid deposits and corrosion, the composition of the hot water must comply with the regulation VDI 2035.



Dimensions

	Shape	Ref	M28/M30	G	B	L
	Angle	R868403B	M30	3/8"	49	20
		R868404B	M30	1/2"	53	23
	Straight	R869403B	M30	3/8"	84.5	30
		R869404B	M30	1/2"	94	33

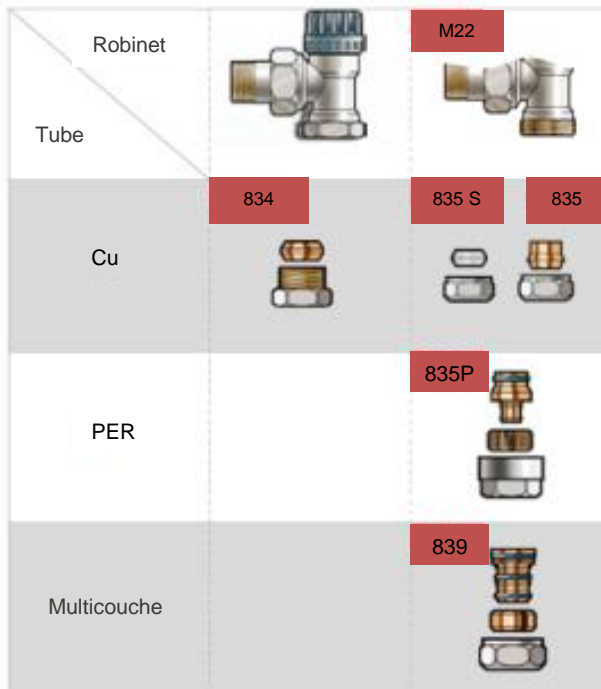
*2 O'ring



Product line

Figure	Dim EN 215	Head Connection	Shape	Tube Connection	Radiator Connection	Flow rate	Part number
R868B	F	M30	Angle	Rp 3/8	R 3/8 2JT	8 / 115 l/h	R868403B
				Rp 1/2	R 1/2 2JT	8 / 115 l/h	R868404B
Straight			Rp 3/8	R 3/8 2JT	8 / 115 l/h	R869403B	
			Rp 1/2	R 1/2 2JT	8 / 115 l/h	R869404B	

Installation method



M22 with an adaptator (see accessories part)



Setting

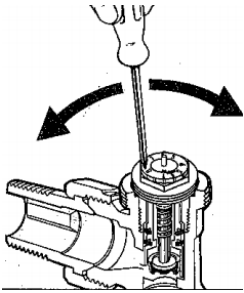
Flow l/h between
0,1 et 0,6 bar

	P 1	P 2	P 2,5	P 3	P 3,5	P 4	P 4,5	P 5	P 5,5	P 6	P 7	P 8
BP2	8	12	20	30	45	60	65	75	85	95	100	115
Kvs	8	12	20	30	45	65	75	85	100	110	120	140

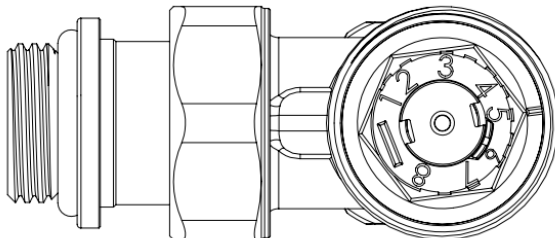
Principe de réglage du Kv

The adjustment of the desired flow should be using the embedded tool that displays the 12 adjustment positions. Turn the tool with a screwdriver as shown in the diagram below.

Place the number corresponding to the desired forfeit opposite the indentation on this hat.



Sample setting in position 5







Nominal level setting



- Close the valve completely and mark it with one position
- Open and count 6 marks. The valve is now open at nominal opening.
- To install thermostatic head, remove the plastic cap.
- Put the thermostatic head in position 5, firmly push the head on the faucet and screw in hand tight

Accessories

Illustration	Ref	Désignation
	981242	½" – M22
	981248	3/8 " – M22
	R581600	Cartridge M30 3/8,1/2
	P120005001	Democase for replacement compatible with AutoSar
	P120004004	Accessories for being compatible with a previous democase

Note: In an installation with TRV, always place an overflow valve in the system to protect the pump and the excess pressure TRV